

HT2024-TRIS22_T4369_Research Methods for Intelligent Systems

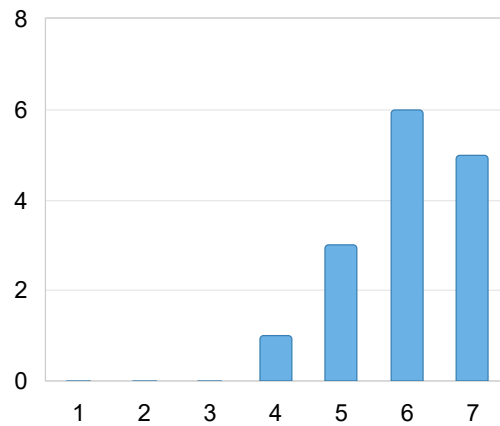
Respondents: 28
Answer Count: 15
Answer Frequency: 53.57%

Before the start of the course, I had high expectations.

1 = Do not agree at all

7 = Agree completely

Before the start of the course, I had high expectations. 1 = Do not agree at all 7 = Agree completely	Number of responses
1	0 (0.0%)
2	0 (0.0%)
3	0 (0.0%)
4	1 (6.7%)
5	3 (20.0%)
6	6 (40.0%)
7	5 (33.3%)
Total	15 (100.0%)



● Before the start of the course, I had ...

	Mean	Standard Deviation	Coefficient of Variation	Min	Lower Quartile	Median	Upper Quartile	Max
Before the start of the course, I had high expectations. 1 = Do not agree at all 7 = Agree completely	6.0	0.9	15.4 %	4.0	5.5	6.0	7.0	7.0

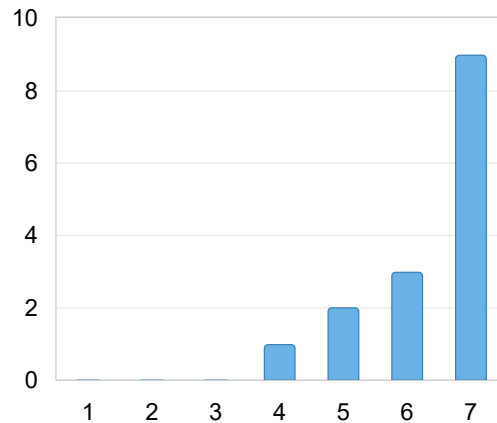
As you set a value lower than 4, we ask you to briefly tell us what influenced your assessment and what you think should be done to improve the course.

The intended learning outcomes ([Syllabus](#)) were clear.
1 = Do not agree at all
7 = Agree completely

The intended learning outcomes ([Syllabus](#)) were clear.

1 = Do not agree at all
7 = Agree completely

	Number of responses
1	0 (0.0%)
2	0 (0.0%)
3	0 (0.0%)
4	1 (6.7%)
5	2 (13.3%)
6	3 (20.0%)
7	9 (60.0%)
Total	15 (100.0%)



● The intended learning outcomes (Syl...

	Mean	Standard Deviation	Coefficient of Variation	Min	Lower Quartile	Median	Upper Quartile	Max
The intended learning outcomes (Syllabus) were clear. 1 = Do not agree at all 7 = Agree completely	6.3	1.0	15.4 %	4.0	6.0	7.0	7.0	7.0

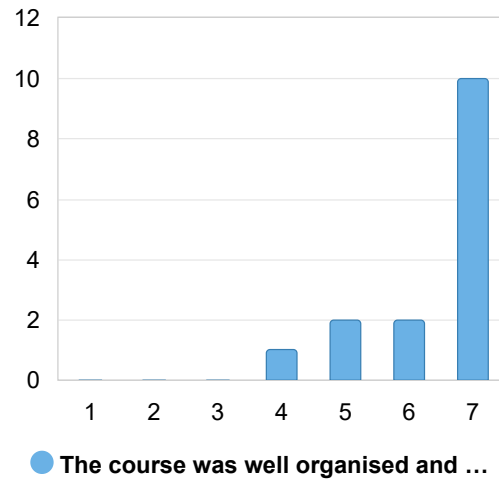
As you set a value lower than 4, we ask you to briefly tell us what influenced your assessment and what you think should be done to improve the course.

The course was well organised and structured.

1 = Do not agree at all

7 = Agree completely

The course was well organised and structured. 1 = Do not agree at all 7 = Agree completely	Number of responses
1	0 (0.0%)
2	0 (0.0%)
3	0 (0.0%)
4	1 (6.7%)
5	2 (13.3%)
6	2 (13.3%)
7	10 (66.7%)
Total	15 (100.0%)



	Mean	Standard Deviation	Coefficient of Variation	Min	Lower Quartile	Median	Upper Quartile	Max
The course was well organised and structured. 1 = Do not agree at all 7 = Agree completely	6.4	1.0	15.4 %	4.0	6.0	7.0	7.0	7.0

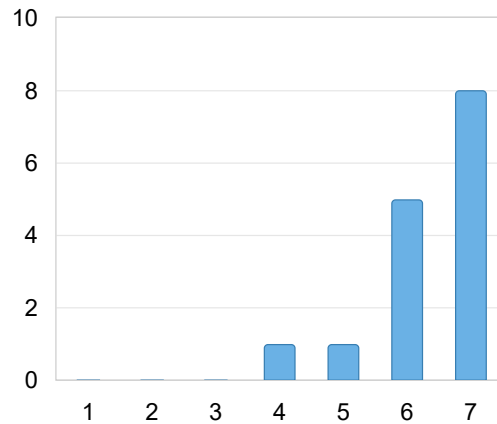
As you set a value lower than 4, we ask you to briefly tell us what influenced your assessment and what you think should be done to improve the course.

All information I needed to follow and fulfil the course requirements was available in the study guide.

1 = Do not agree at all

7 = Agree completely

All information I needed to follow and fulfil the course requirements was available in the study guide. 1 = Do not agree at all 7 = Agree completely	Number of responses
1	0 (0.0%)
2	0 (0.0%)
3	0 (0.0%)
4	1 (6.7%)
5	1 (6.7%)
6	5 (33.3%)
7	8 (53.3%)
Total	15 (100.0%)



● All information I needed to follow an...

	Mean	Standard Deviation	Coefficient of Variation	Min	Lower Quartile	Median	Upper Quartile	Max
All information I needed to follow and fulfil the course requirements was available in the study guide. 1 = Do not agree at all 7 = Agree completely	6.3	0.9	14.2 %	4.0	6.0	7.0	7.0	7.0

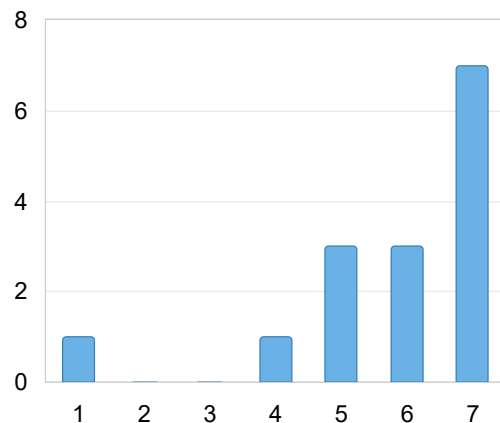
As you set a value lower than 4, we ask you to briefly tell us what influenced your assessment and what you think should be done to improve the course.

It was clear from the start what I needed to do to achieve a certain grade.

1 = Do not agree at all

7 = Agree completely

It was clear from the start what I needed to do to achieve a certain grade. 1 = Do not agree at all 7 = Agree completely	Number of responses
1	1 (6.7%)
2	0 (0.0%)
3	0 (0.0%)
4	1 (6.7%)
5	3 (20.0%)
6	3 (20.0%)
7	7 (46.7%)
Total	15 (100.0%)



● It was clear from the start what I needed to do to achieve a certain grade.

	Mean	Standard Deviation	Coefficient of Variation	Min	Lower Quartile	Median	Upper Quartile	Max
It was clear from the start what I needed to do to achieve a certain grade. 1 = Do not agree at all 7 = Agree completely	5.8	1.7	28.6 %	1.0	5.0	6.0	7.0	7.0

As you set a value lower than 4, we ask you to briefly tell us what influenced your assessment and what you think should be done to improve the course.

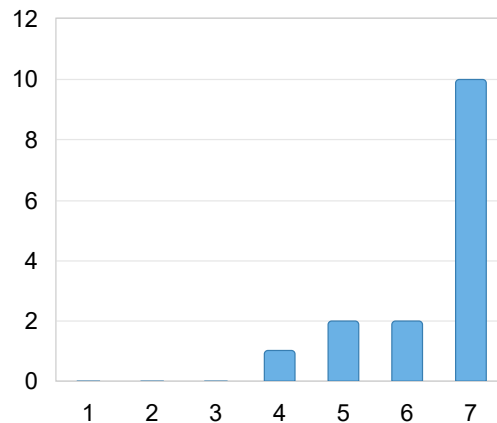
The time that I spent on the course (timetabled hours and independent study) corresponds to the number of credits that the course is worth. Please feel free to comment.

1 = Do not agree at all

7 = Agree completely

The time that I spent on the course (timetabled hours and independent study) corresponds to the number of credits that the course is worth. Please feel free to comment.
1 = Do not agree at all
7 = Agree completely

	Number of responses
1	0 (0.0%)
2	0 (0.0%)
3	0 (0.0%)
4	1 (6.7%)
5	2 (13.3%)
6	2 (13.3%)
7	10 (66.7%)
Total	15 (100.0%)



● The time that I spent on the course (t...

	Mean	Standard Deviation	Coefficient of Variation	Min	Lower Quartile	Median	Upper Quartile	Max
The time that I spent on the course (timetabled hours and independent study) corresponds to the number of credits that the course is worth. Please feel free to comment. 1 = Do not agree at all 7 = Agree completely	6.4	1.0	15.4 %	4.0	6.0	7.0	7.0	7.0

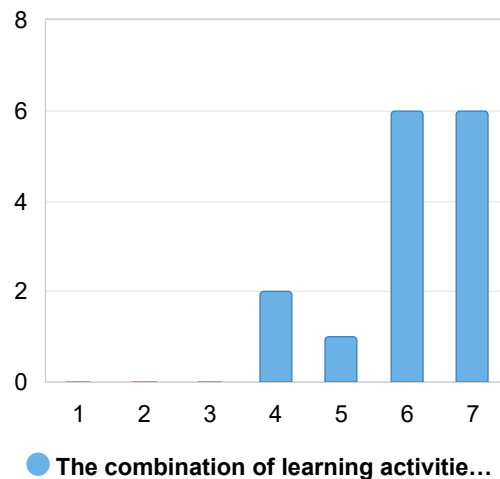
As you set a value lower than 4, we ask you to briefly tell us what influenced your assessment and what you think should be done to improve the course.

The combination of learning activities (for example lectures, exercises, seminars, projects, laboratory sessions and independent study) encouraged me to do my absolute best. Please feel free to comment.

1 = Do not agree at all

7 = Agree completely

	Number of responses
1	0 (0.0%)
2	0 (0.0%)
3	0 (0.0%)
4	2 (13.3%)
5	1 (6.7%)
6	6 (40.0%)
7	6 (40.0%)
Total	15 (100.0%)



	Mean	Standard Deviation	Coefficient of Variation	Min	Lower Quartile	Median	Upper Quartile	Max
The combination of learning activities (for example lectures, exercises, seminars, projects, laboratory sessions and independent study) encouraged me to do my absolute best. Please feel free to comment. 1 = Do not agree at all 7 = Agree completely	6.1	1.0	17.0 %	4.0	6.0	6.0	7.0	7.0

Both seminars and literature review offered a strong foundation for preparing the literature review part of my upcoming thesis. However, the lectures and assignments on hypothesis testing emphasized the mathematical aspects mainly. I would have appreciated more focus on practical examples to better understand how hypothesis testing can be applied in actual research contexts.

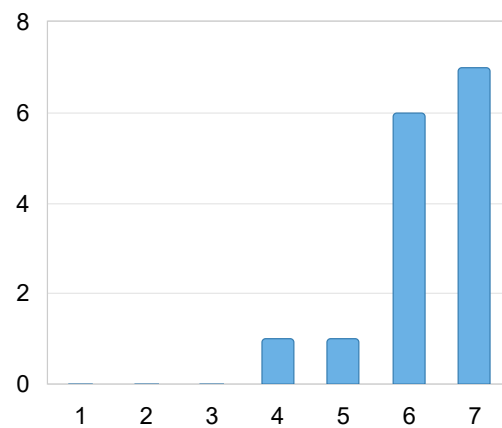
As you set a value lower than 4, we ask you to briefly tell us what influenced your assessment and what you think should be done to improve the course.

The course challenged me to explore ideas and concepts in depth.

1 = Do not agree at all

7 = Agree completely

The course challenged me to explore ideas and concepts in depth. 1 = Do not agree at all 7 = Agree completely	Number of responses
1	0 (0.0%)
2	0 (0.0%)
3	0 (0.0%)
4	1 (6.7%)
5	1 (6.7%)
6	6 (40.0%)
7	7 (46.7%)
Total	15 (100.0%)



● The course challenged me to explor...

	Mean	Standard Deviation	Coefficient of Variation	Min	Lower Quartile	Median	Upper Quartile	Max
The course challenged me to explore ideas and concepts in depth. 1 = Do not agree at all 7 = Agree completely	6.3	0.9	14.1 %	4.0	6.0	6.0	7.0	7.0

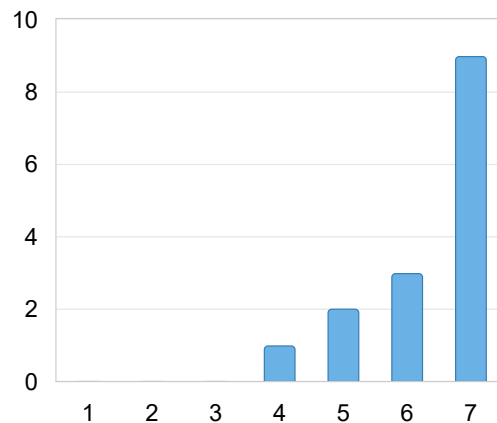
As you set a value lower than 4, we ask you to briefly tell us what influenced your assessment and what you think should be done to improve the course.

The collaboration between the students participating in the course worked well.

1 = Do not agree at all

7 = Agree completely

The collaboration between the students participating in the course worked well. 1 = Do not agree at all 7 = Agree completely	Number of responses
1	0 (0.0%)
2	0 (0.0%)
3	0 (0.0%)
4	1 (6.7%)
5	2 (13.3%)
6	3 (20.0%)
7	9 (60.0%)
Total	15 (100.0%)



● The collaboration between the stude...

	Mean	Standard Deviation	Coefficient of Variation	Min	Lower Quartile	Median	Upper Quartile	Max
The collaboration between the students participating in the course worked well. 1 = Do not agree at all 7 = Agree completely	6.3	1.0	15.4 %	4.0	6.0	7.0	7.0	7.0

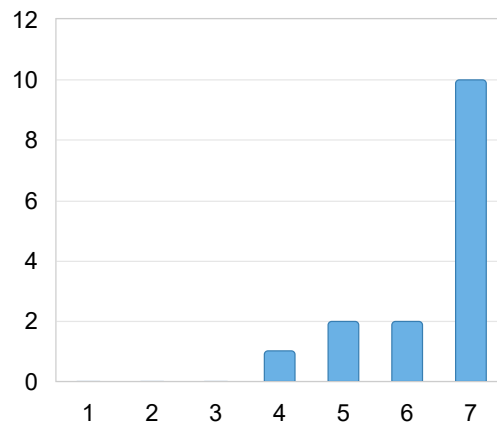
As you set a value lower than 4, we ask you to briefly tell us what influenced your assessment and what you think should be done to improve the course.

The teachers involved in the course managed to make the subject content understandable.

1 = Do not agree at all

7 = Agree completely

The teachers involved in the course managed to make the subject content understandable. 1 = Do not agree at all 7 = Agree completely	Number of responses
1	0 (0.0%)
2	0 (0.0%)
3	0 (0.0%)
4	1 (6.7%)
5	2 (13.3%)
6	2 (13.3%)
7	10 (66.7%)
Total	15 (100.0%)



● The teachers involved in the course ...

	Mean	Standard Deviation	Coefficient of Variation	Min	Lower Quartile	Median	Upper Quartile	Max
The teachers involved in the course managed to make the subject content understandable. 1 = Do not agree at all 7 = Agree completely	6.4	1.0	15.4 %	4.0	6.0	7.0	7.0	7.0

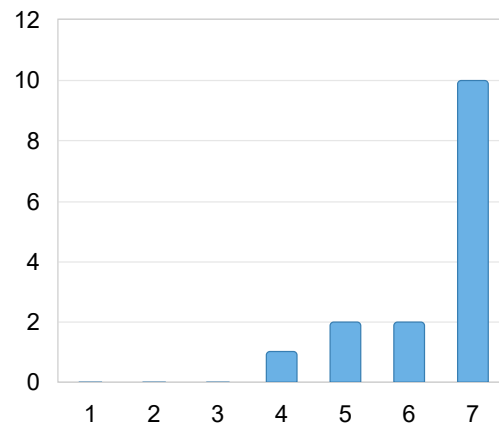
As you set a value lower than 4, we ask you to briefly tell us what influenced your assessment and what you think should be done to improve the course.

I was able to get in contact with the teachers of the course when needed.

1 = Do not agree at all

7 = Agree completely

I was able to get in contact with the teachers of the course when needed. 1 = Do not agree at all 7 = Agree completely	Number of responses
1	0 (0.0%)
2	0 (0.0%)
3	0 (0.0%)
4	1 (6.7%)
5	2 (13.3%)
6	2 (13.3%)
7	10 (66.7%)
Total	15 (100.0%)



● I was able to get in contact with the t...

	Mean	Standard Deviation	Coefficient of Variation	Min	Lower Quartile	Median	Upper Quartile	Max
I was able to get in contact with the teachers of the course when needed. 1 = Do not agree at all 7 = Agree completely	6.4	1.0	15.4 %	4.0	6.0	7.0	7.0	7.0

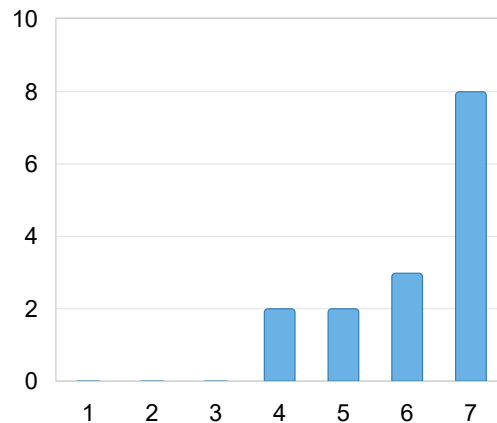
As you set a value lower than 4, we ask you to briefly tell us what influenced your assessment and what you think should be done to improve the course.

During the course, I received feedback (for example from teachers, students and learning activities) that contributed to my learning.

1 = Do not agree at all

7 = Agree completely

During the course, I received feedback (for example from teachers, students and learning activities) that contributed to my learning. 1 = Do not agree at all 7 = Agree completely	Number of responses
1	0 (0.0%)
2	0 (0.0%)
3	0 (0.0%)
4	2 (13.3%)
5	2 (13.3%)
6	3 (20.0%)
7	8 (53.3%)
Total	15 (100.0%)



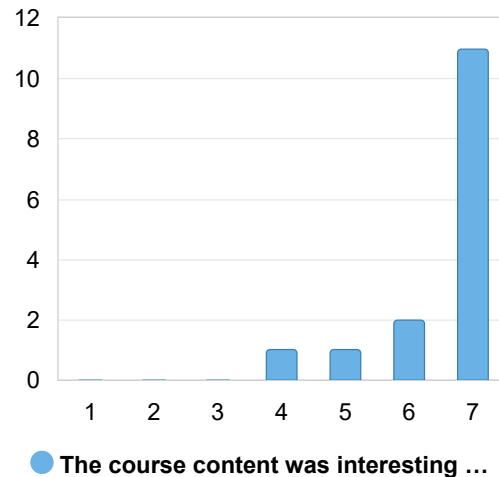
● During the course, I received feedba...

	Mean	Standard Deviation	Coefficient of Variation	Min	Lower Quartile	Median	Upper Quartile	Max
During the course, I received feedback (for example from teachers, students and learning activities) that contributed to my learning. 1 = Do not agree at all 7 = Agree completely	6.1	1.1	18.3 %	4.0	5.5	7.0	7.0	7.0

As you set a value lower than 4, we ask you to briefly tell us what influenced your assessment and what you think should be done to improve the course.

The course content was interesting and relevant to my studies.
1 = Do not agree at all
7 = Agree completely

	Number of responses
1	0 (0.0%)
2	0 (0.0%)
3	0 (0.0%)
4	1 (6.7%)
5	1 (6.7%)
6	2 (13.3%)
7	11 (73.3%)
Total	15 (100.0%)



	Mean	Standard Deviation	Coefficient of Variation	Min	Lower Quartile	Median	Upper Quartile	Max
The course content was interesting and relevant to my studies. 1 = Do not agree at all 7 = Agree completely	6.5	0.9	14.0 %	4.0	6.5	7.0	7.0	7.0

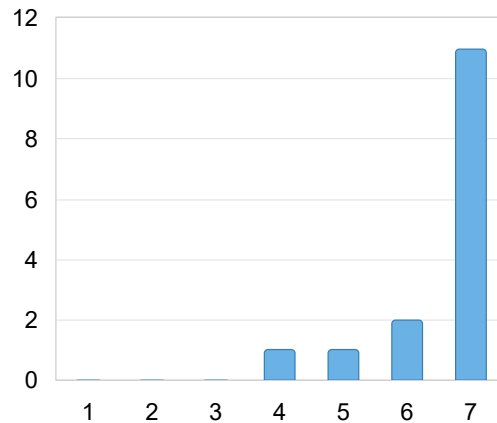
As you set a value lower than 4, we ask you to briefly tell us what influenced your assessment and what you think should be done to improve the course.

The teaching spaces were well suited for the course.

1 = Do not agree at all

7 = Agree completely

The teaching spaces were well suited for the course. 1 = Do not agree at all 7 = Agree completely		Number of responses
1		0 (0.0%)
2		0 (0.0%)
3		0 (0.0%)
4		1 (6.7%)
5		1 (6.7%)
6		2 (13.3%)
7		11 (73.3%)
Total		15 (100.0%)



● The teaching spaces were well suite...

	Mean	Standard Deviation	Coefficient of Variation	Min	Lower Quartile	Median	Upper Quartile	Max
The teaching spaces were well suited for the course. 1 = Do not agree at all 7 = Agree completely	6.5	0.9	14.0 %	4.0	6.5	7.0	7.0	7.0

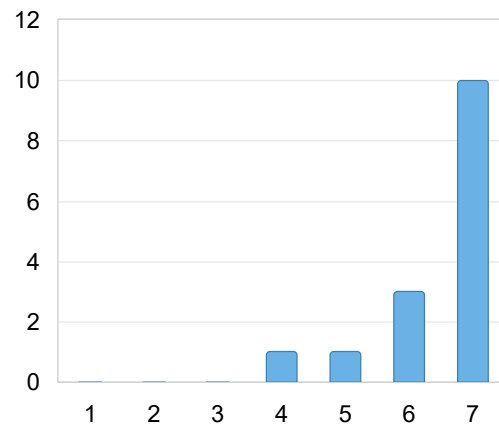
As you set a value lower than 4, we ask you to briefly tell us what influenced your assessment and what you think should be done to improve the course.

I had good access to computers and software needed for the course.

1 = Do not agree at all

7 = Agree completely

I had good access to computers and software needed for the course. 1 = Do not agree at all 7 = Agree completely	Number of responses
1	0 (0.0%)
2	0 (0.0%)
3	0 (0.0%)
4	1 (6.7%)
5	1 (6.7%)
6	3 (20.0%)
7	10 (66.7%)
Total	15 (100.0%)



● I had good access to computers and...

	Mean	Standard Deviation	Coefficient of Variation	Min	Lower Quartile	Median	Upper Quartile	Max
I had good access to computers and software needed for the course. 1 = Do not agree at all 7 = Agree completely	6.5	0.9	14.2 %	4.0	6.0	7.0	7.0	7.0

As you set a value lower than 4, we ask you to briefly tell us what influenced your assessment and what you think should be done to improve the course.

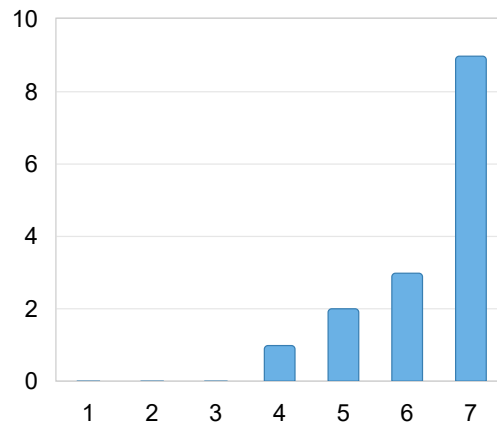
Below are statements about the delivery of the course in relation to the intended learning outcomes. Please review your previous responses before you continue.

The literature and other resources were appropriate in relation to the intended learning outcomes and the delivery of the course.

1 = Do not agree at all

7 = Agree completely

The literature and other resources were appropriate in relation to the intended learning outcomes and the delivery of the course. 1 = Do not agree at all 7 = Agree completely	Number of responses
1	0 (0.0%)
2	0 (0.0%)
3	0 (0.0%)
4	1 (6.7%)
5	2 (13.3%)
6	3 (20.0%)
7	9 (60.0%)
Total	15 (100.0%)



● The literature and other resources w...

	Mean	Standard Deviation	Coefficient of Variation	Min	Lower Quartile	Median	Upper Quartile	Max
The literature and other resources were appropriate in relation to the intended learning outcomes and the delivery of the course. 1 = Do not agree at all 7 = Agree completely	6.3	1.0	15.4 %	4.0	6.0	7.0	7.0	7.0

As you set a value lower than 4, we ask you to briefly tell us what influenced your assessment and what you think should be done to improve the course.

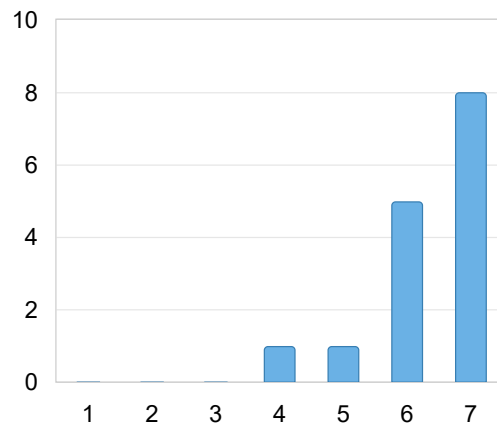
The examination methods used were relevant in relation to the intended learning outcomes.

1 = Do not agree at all

7 = Agree completely

The examination methods used were relevant in relation to the intended learning outcomes.
1 = Do not agree at all
7 = Agree completely

	Number of responses
1	0 (0.0%)
2	0 (0.0%)
3	0 (0.0%)
4	1 (6.7%)
5	1 (6.7%)
6	5 (33.3%)
7	8 (53.3%)
Total	15 (100.0%)



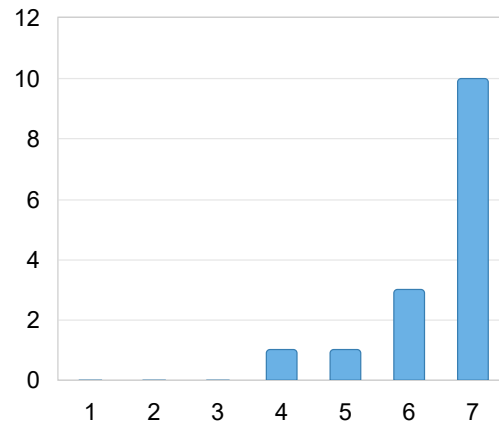
● The examination methods used were...

	Mean	Standard Deviation	Coefficient of Variation	Min	Lower Quartile	Median	Upper Quartile	Max
The examination methods used were relevant in relation to the intended learning outcomes. 1 = Do not agree at all 7 = Agree completely	6.3	0.9	14.2 %	4.0	6.0	7.0	7.0	7.0

As you set a value lower than 4, we ask you to briefly tell us what influenced your assessment and what you think should be done to improve the course.

My opinion of the course as a whole.
1 = Not at all satisfied
7 = Very satisfied

My opinion of the course as a whole. 1 = Not at all satisfied 7 = Very satisfied	Number of responses
1	0 (0.0%)
2	0 (0.0%)
3	0 (0.0%)
4	1 (6.7%)
5	1 (6.7%)
6	3 (20.0%)
7	10 (66.7%)
Total	15 (100.0%)



● My opinion of the course as a whole....

	Mean	Standard Deviation	Coefficient of Variation	Min	Lower Quartile	Median	Upper Quartile	Max
My opinion of the course as a whole. 1 = Not at all satisfied 7 = Very satisfied	6.5	0.9	14.2 %	4.0	6.0	7.0	7.0	7.0

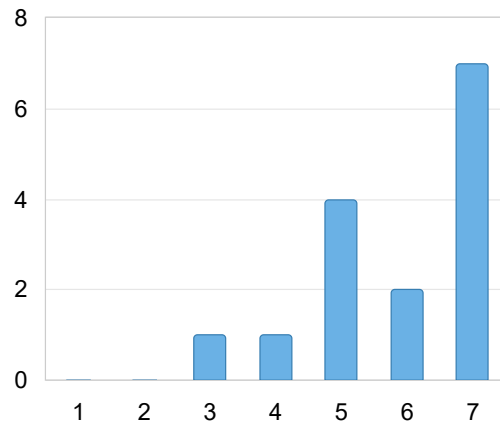
As you set a value lower than 4, we ask you to briefly tell us what influenced your assessment and what you think should be done to improve the course.

I had sufficient prior knowledge to follow the various parts of the course.

1 = Do not agree at all

7 = Agree completely

I had sufficient prior knowledge to follow the various parts of the course. 1 = Do not agree at all 7 = Agree completely		Number of responses
1		0 (0.0%)
2		0 (0.0%)
3		1 (6.7%)
4		1 (6.7%)
5		4 (26.7%)
6		2 (13.3%)
7		7 (46.7%)
Total		15 (100.0%)



● I had sufficient prior knowledge to fo...

	Mean	Standard Deviation	Coefficient of Variation	Min	Lower Quartile	Median	Upper Quartile	Max
I had sufficient prior knowledge to follow the various parts of the course. 1 = Do not agree at all 7 = Agree completely	5.9	1.3	22.2 %	3.0	5.0	6.0	7.0	7.0

As you set a value lower than 4, we ask you to briefly tell us what influenced your assessment and what you think should be done to improve the course.

The following questions allow you to respond in your own words. It is recommended to start with the questions where your answers are towards the ends of the scale and explain why. Be as specific as possible! You can also make other comments that you believe could benefit the course.



What about the course do you think is most valuable to keep as it is?

What about the course do you think is most valuable to keep as it is?

yes

The seminars and literature review are particularly valuable as they provide practical experience in critically examining research studies and their contributions. These activities have been important in helping me develop ideas for future research by encouraging a deeper understanding of existing literature and identifying gaps that can be explored.

The seminar and assignment

The seminars, they felt so interactive so it definitely made me engage more with my research topic

The workshop was good. It would be good to have an opportunity/ second workshop later on in the course where students can ask questions about the literature review.

What about the course do you think is most important to change or improve?

What about the course do you think is most important to change or improve?

Dont know

A potential improvement would be to add a second workshop a few weeks before the final report submission. This seminar could focus on providing feedback on students' literature review strategies and suggesting potential improvements.

it can be improve, but nothing major

Other comments

Other comments

No

The lectures in the course taught the course very well, especially Maria. The seminar session was fun and knowledgeable